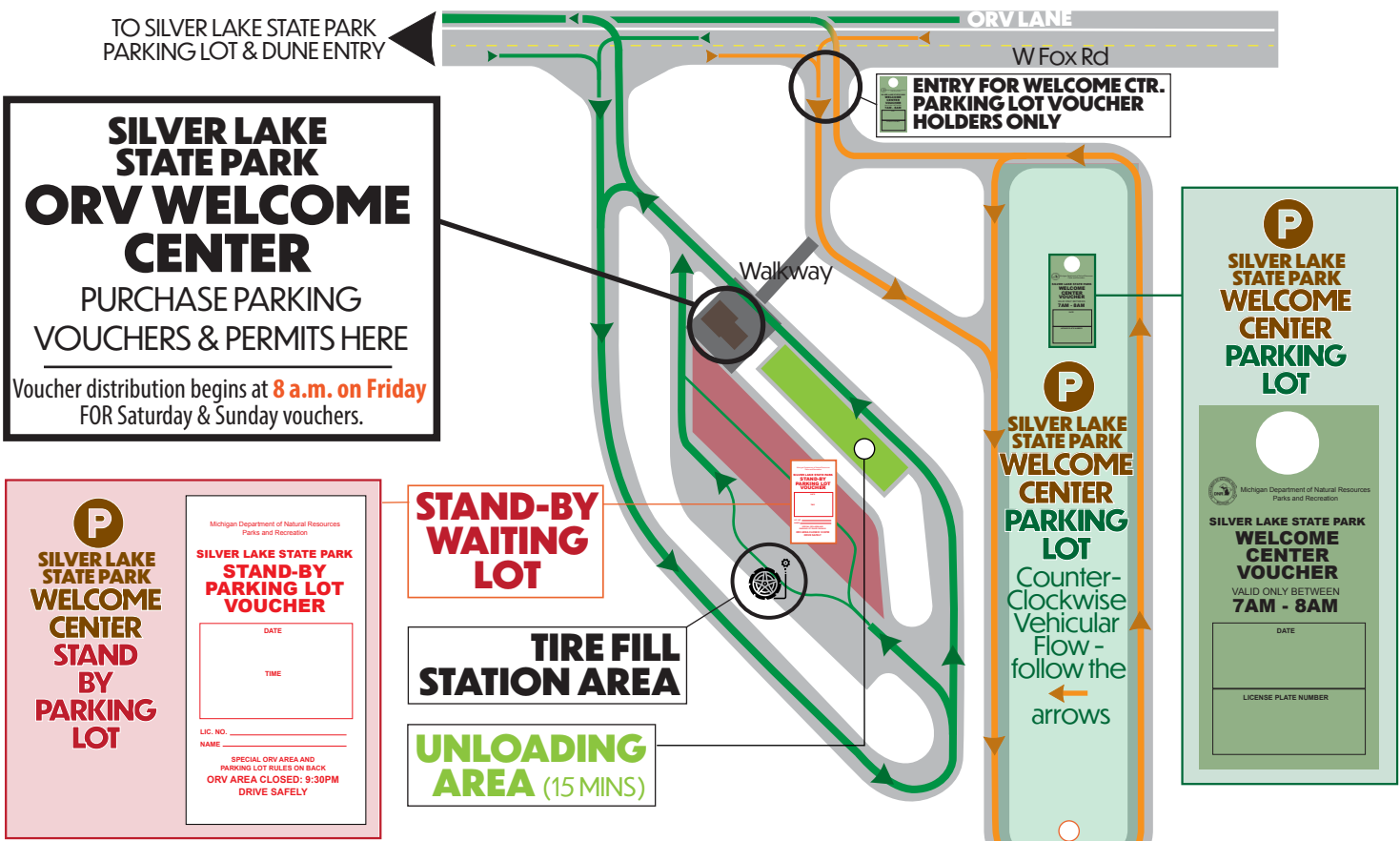
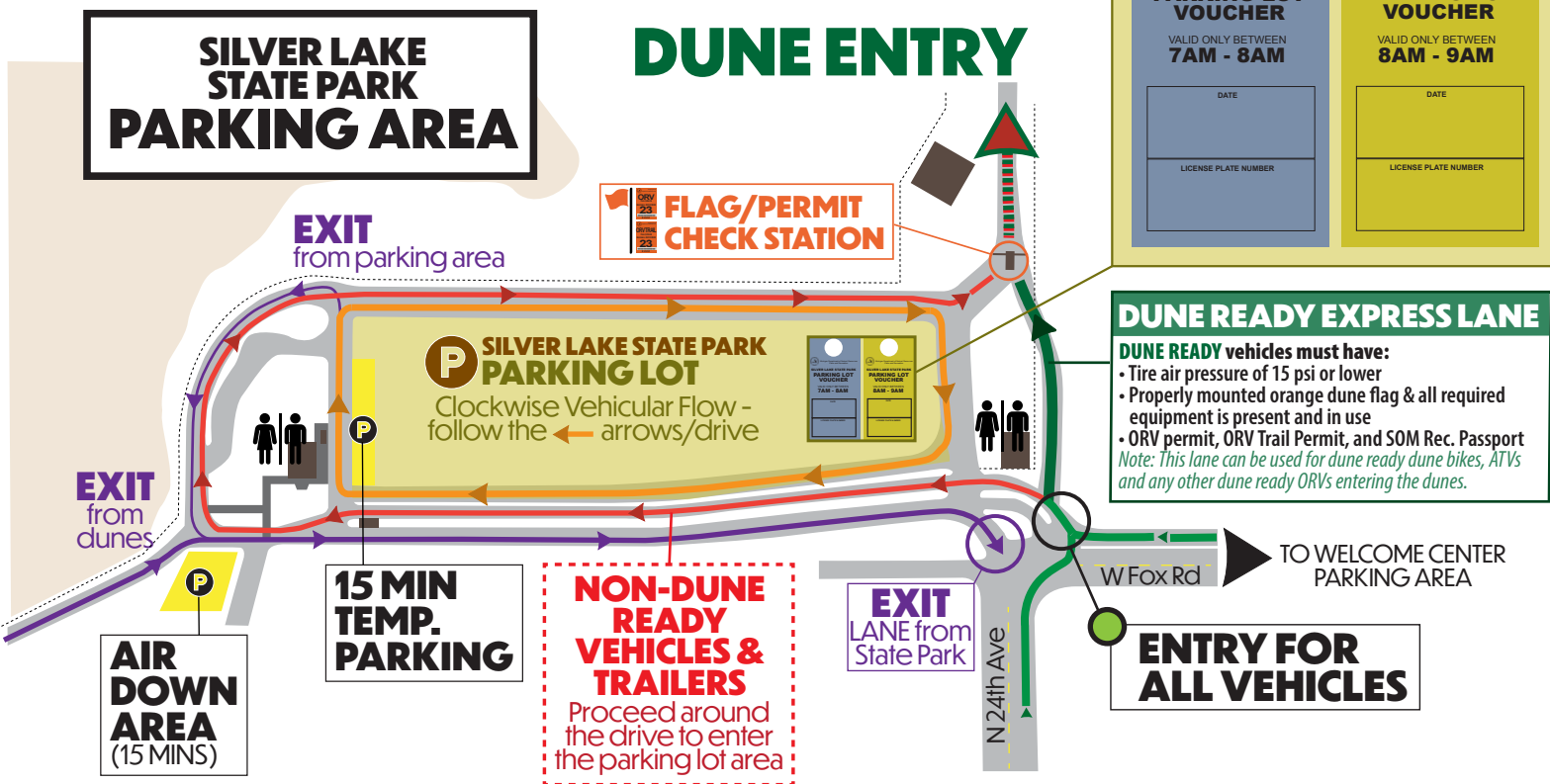


DUNE PARKING & PARKING VOUCHERS



Discover more about the area at: ThinkDunes.com

If you are TRAILERING your own rig to ride the ORV section of the dunes, AND IT IS A WEEKEND OR HOLIDAY it is especially important to understand the parking voucher information so you can plan ahead to be sure you can ride the dunes.



VEHICLE FAQ & PARKING REQUIREMENTS

If you are TRAILERING your own rig to ride the ORV section of the dunes, AND IT IS A WEEKEND OR HOLIDAY it is especially important to understand the parking voucher information so you can plan ahead to be sure you can ride the dunes.

THERE ARE TWO TYPES OF VEHICLES ON THE DUNES. STREET LICENSED AND NON-STREET LICENSED.

ARE YOU DRIVING A STREET LICENSED / DUNE READY VEHICLE?



ALL vehicles on the dunes that are street licensed vehicles with a license plate MUST have the following:

#1: Have the Required Permits

Your street licensed vehicle **MUST** have all three of the required permits. An ORV Trail Permit, and ORV License and a Michigan DNR Recreation Passport. If your vehicle needs any of these permits, they may be purchased at the **ORV Welcome Center**. Review the complete guide on page 11 of this guide.

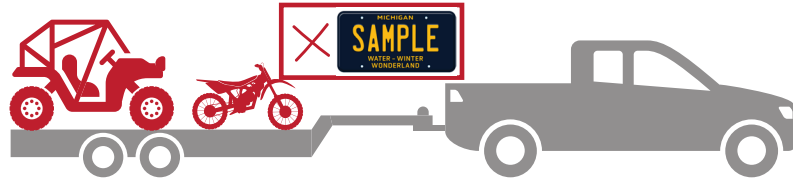
#2: Have a mounted safety flag & your vehicle is "dune ready"

ALL vehicles on the dunes must be "Dune Ready". To make sure your vehicle is dune ready, review the complete guide on page 11 of this guide.

PROCEED TO THE PARK ENTRY AREA

USING THE DUNE READY EXPRESS LANE

ARE YOU TRAILERING A VEHICLE?



ALL ORV/ATV/Motorcycle (non-street licensed/**no plate**) vehicles requiring to be trailered and offloaded at one of the two designated parking areas **MUST** have the following:

IMPORTANT: Non-street licensed vehicles **ARE NOT** permitted on any local roads unless in the designated areas/lane in and around the ORV Welcome Center/ ORV Scramble Area of Silver Lake State Park.

#1: Have the Required Permits

Your ORV/ATV/Motorcycle (non street licensed) **MUST** have all three of the required permits. An ORV Trail Permit, and ORV License and a Michigan DNR Recreation Passport. If your recreational vehicle needs any of these permits, they may be purchased at the **ORV Welcome Center**. Review the complete guide on page 11 of this guide.

#2: Have a mounted safety flag & your vehicle is "dune ready"

ALL vehicles on the dunes must be "Dune Ready". To make sure your vehicle is dune ready, review the complete guide on page 11 of this guide.

#3: Have a Parking Voucher for one of the two designated parking areas


If it is a Saturday, Sunday or a holiday you MAY need a Parking Lot Voucher - **Parking lot vouchers are required for your tow vehicle and/or trailer to gain access at one of the designated areas. See the complete guide here for details.**

PARKING VOUCHER GUIDE

WHEN ARE YOU ARRIVING

On a **Weekend or Holiday** two weeks prior to Memorial Day weekend until Sunday after Labor Day Weekend?

YES voucher needed



Proceed to the **ORV welcome center** to get your voucher. Voucher distribution begins at **8 a.m. on Friday** FOR Saturday & Sunday vouchers.

Parking Lot Vouchers will be for two periods: **7 a.m. to 8 a.m. or 8 a.m. to 9 a.m.** You may sign up for **Stand-By Vouchers** beginning at 7:30am Saturday or Sunday.

Any other time not outlined in the paragraph **here** during the open dune season?

NO voucher needed

Proceed to the Main ORV parking Area or the ORV Welcome Center Area to park and prepare your vehicle to enter the dunes.

PROCEED TO PARK ENTRY
BE SAFE & ENJOY THE DUNES

Be sure to **ARRIVE** at **YOUR** designated time as indicated on your parking lot voucher.

